


Drawer Release *PRO*

One Hand Operation - Quick Install



BOLT-ON


Easily installs using self-tapping 1/4" shoulder bolts.

QUICK INSTALL

Does not require a pro to properly install. Paired with our 7650 drawer slides, this install is quick and easy.

ONE-HANDED ACTUATION

Ensures a convenient one-handed operation similar to our Front Drawer Release (FDR) system.



CONVENIENT KIT

One kit and you're all set.
Pairs with Austin's 7650 drawer slides



RELIABLE DESIGN

Designed using the same concepts proven in our Front Drawer Release System (FDR).



FUNCTIONAL

Simple and sleek, this drawer release is more than functional - it's intentional.



COST-EFFECTIVE

This is the cost-effective drawer release option you've been looking for.

**CONTACT YOUR AUSTIN
SALES REP TODAY!**



950 N.W. Technology Drive
Lee's Summit, MO 64086



(800) 821-3520



www.austinhardware.com



sales@austinhardware.com

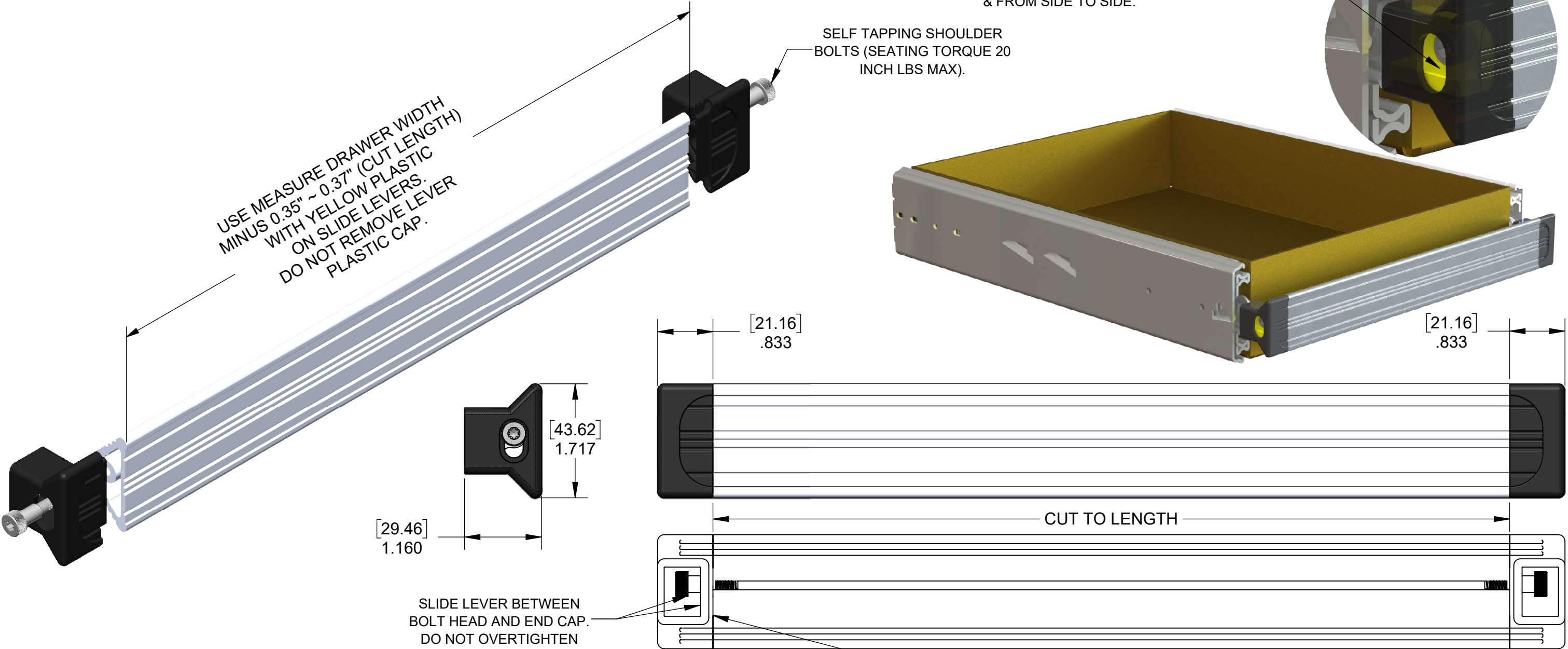
INSERT SPECIAL NUT IN BOTH ENDS OF PRE CUT HANDLE (THREADED HOLE TO MATCH LEVER ORIENTATION) AND PLACE END CAPS OVER END OF PRE CUT HANDLE. THE LENGTH OF THE HANDLE SHOULD BE LONG ENOUGH TO MOVE BACK AND FORTH SLIGHTLY ON THE CAPTURED SPECIAL NUTS, AFTER INSTALLING BOTH END CAPS ONTO THE SLIDE LEVERS. USE TWO 1/4" X 3/4" LONG HEX CAP SCREW SHOULDER BOLTS TO FASTEN HANDLE IN PLACE BY PLACING SCREWS THROUGH THE END CAP HOLE AND SLIDE LEVER HOLE INTO THE EXTRUSION. ENSURE THE HANDLE IS NOT FORCING THE SLIDE LEVERS OUTWARD TO PREVENT DAMAGE TO THE SLIDE MECHANISM. DO NOT OVERTIGHTEN SCREWS TO PREVENT DAMAGE TO THE PLASTIC LEVER COVERS. SOME TYPE OF THREAD LOCK SHOULD BE USED TO PREVENT BOLTS FROM BECOMING LOOSE OVER TIME DUE TO HANDLING AND VIBRATION.

EXAMPLE ADS-7650 DRAWER SLIDE WITH HANDLE INSTALLED WITH DRAWER SLIDES INVERTED (LIFT RELEASE) TO SUPPORT POSSIBLE G-FORCE BOUNCE WEIGHT WHEN INSTALLED IN VEHICLES.
DO NOT REMOVE PLASTIC FROM LEVER.

REMOVING PLASTIC IS **"NOT"** RECOMMENDED & WILL ALLOW LIFT HANDLE TO ROCK UP/DOWN & FROM SIDE TO SIDE.

SELF TAPPING SHOULDER BOLTS (SEATING TORQUE 20 INCH LBS MAX).

USE MEASURE DRAWER WIDTH MINUS 0.35" ~ 0.37" (CUT LENGTH) WITH YELLOW PLASTIC ON SLIDE LEVERS. DO NOT REMOVE LEVER PLASTIC CAP.



WEIGHT: TOTAL 0.62 LBS. ALUMINUM EXTRUSION = 0.40 LBS/FOOT
MATERIAL: ALUMINUM/ZINC PLATED STEEL, NYLON END CAPS
FINISH: CLEAR ANODIZE

DIMENSIONS MAY CHANGE WITHOUT NOTICE

AUSTIN
HARDWARE & SUPPLY, INC.
SECURING SOLUTIONS FOR YOUR BUSINESS
www.austinhardware.com

CREATION DATE: **06-08-2018**

CREATED BY: **rsmith**

THIRD ANGLE PROJECTION

FILE NAME: **Y_DRP-SG01-XXXXX**

DESCRIPTION: **SELF TAPPING GEN 2 PRO HANDLE**

PART NUMBER: **DRP-SG01-XXXXX**

REV **C**