


Installation Guide

Application example: mobile panel with structure



Front view




Side view



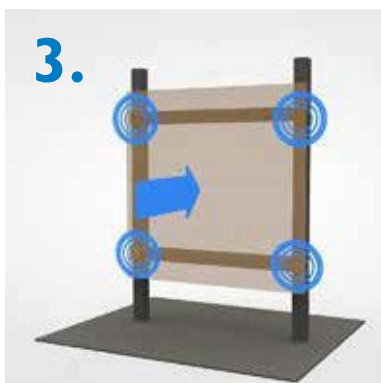
1.

Fasten the female **FAST-CON®** on the structure by screwing, gluing, riveting.




2.

Insert the **centering device** into the female clips.



3.

Position the panel in the desired point and exert slight pressure. The marking will act as a reference for fixing the male part.



4.

Secure the male part at the markings



To watch the installation guide full video:

