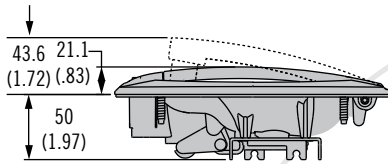


AC-11 Actuator

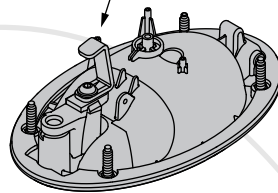
Large Handle • Flush Mount



264A



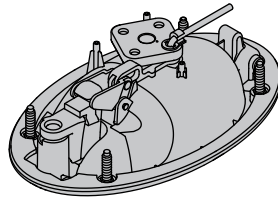
Direct Pull Trigger pull (order separately)



- Recommended to use with Trigger Pull

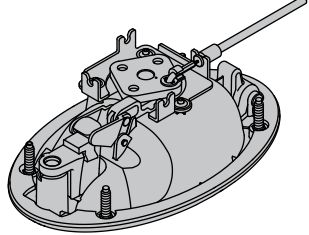
| Part Number | |
|--------------|------------|
| Trigger Pull | R4-0-51292 |

Multi-Point Without Cable Bracket



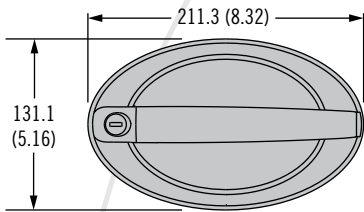
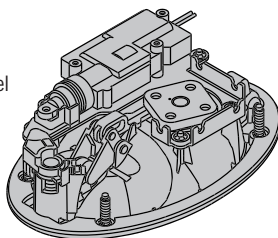
- Recommended to use with Rods

Multi-Point With Cable Bracket

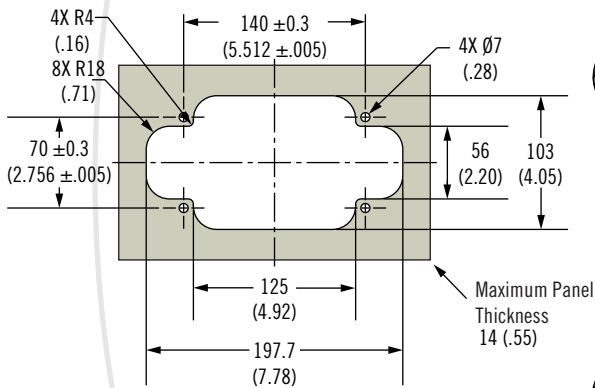


- Recommended to use with Cables: see AC Cable drawing J-AC-C for cable selection.

Multi-Point With Cable Bracket and Lock/Unlock Electronic Actuator



Panel Preparation



S Actuation Style

- 1 Single Point, Direct Pull
- 2 Multi-Point, without Cable Bracket
- 3 Multi-Point, with Cable Bracket
- EM-3 Multi-Point with Cable Bracket and Electronic Lock/Unlock

L Locking Options

- 0 Non-Locking
- 1 Reversible key (No keys - R001)
- 2 Reversible key (2 keys included - R001)
- 3 Reversible key (keyed differently - 2 keys included)
- 4 Standard key (No keys - CH751)
- 5 Standard key (2 keys included - CH751)
- 6 Standard key (keyed differently - 2 keys included)
- 7 Reversible Key (2 keys included - 14603)
- 9 No Lock Plug installed (See notes for more information)

KC Key Codes

- (Omit for Locking Options 0, 1, 2, 4, 5 and 9)
- *KD10 Keyed Differently (Only used if L = 3 or 6)
- *MK10 Master Keyed Differently (Only used if L = 6)

*Supplied in multiples of 10 with 10 different key codes.

AC - 11 - S L 1 - 11 - KC

- Rear mount installation
- Flush mounting style
- Single, multi-point or direct pull actuation
- Multiple key code options
- Non-locking option
- Electronic lock/unlock option



Material and Finish

Housing, handle, linkage: glass-filled nylon, black

Threaded stud and cable bracket retainers: steel, zinc nickel plated

Housing and handle gaskets: Adhesive backed foam, black

Installation Notes

Mounting nut (M6 x 1) not supplied. Installation torque of mounting nuts not to exceed 7 N•m (62 in-lbf)

Notes

AC-11 can only use snub end coupling (Type 6 or 7 cable).

Electronic Actuator Operating Information

Voltage: 12V ± 1.2V

Current: 2.5A - 3A

Pulse Duration: 225ms ± 25ms

Part Number Selection

Notes:

For use with Rods / Cables, recommended Snap-in Retainer for Rotator Plate: Southco Part Number R4-0-43922. See Trade Drawing J-R4-0-43922 for more details and options.

For lock core selection, detailed key information and a complete overview of the SOUTHCO® Key-Choice System see PK Lock Cores section.

For unique key code options, please contact customer service.