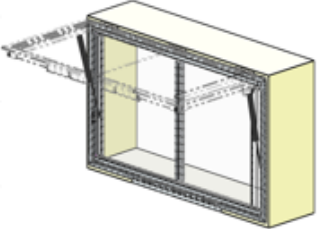
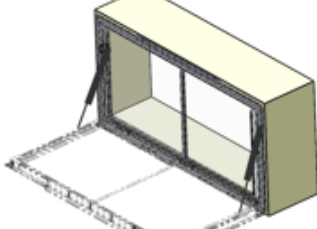
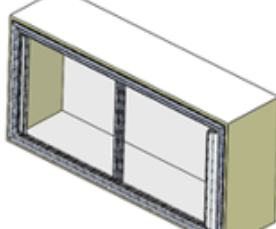
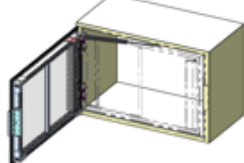
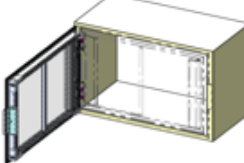
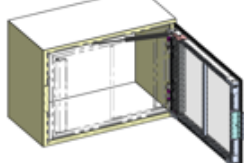
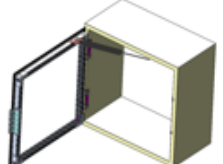
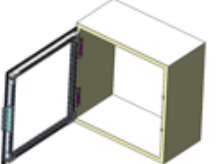
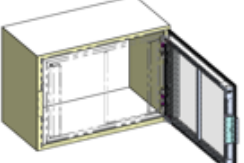
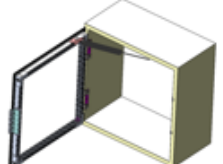
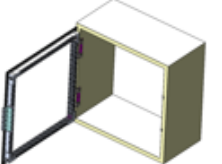
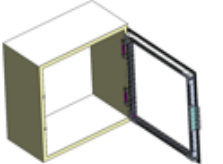
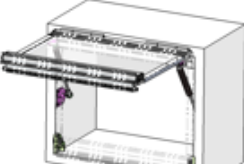
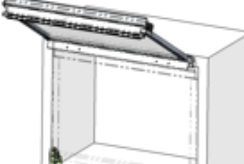
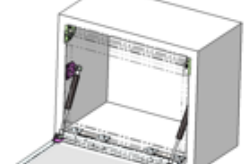
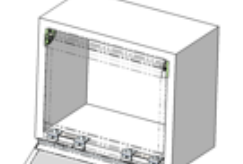

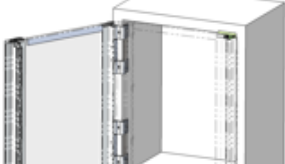





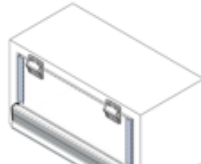
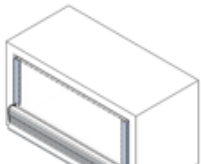
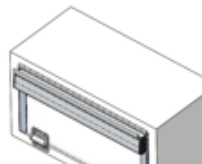
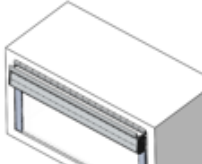
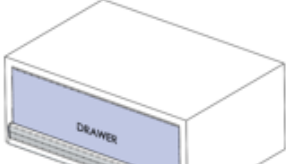
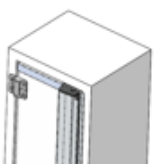
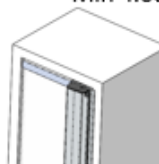
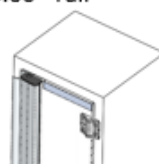
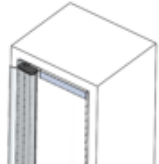


GEN 3 "FRAMED" FAMILY	CFTG Min 15.00" Wide x 7.00" Tall  Slider Panels Gas Spring Assist		CFBD Min 15.00" Wide x 7.00" Tall  Slider Panels Damper Assist		CFFX Min 15.00" Wide x 7.00" Tall  Slider Panels	
	CFLG Sliders - Min 15.00" Wide x 12.00" Tall  Gas Spring Assist		CFLX Sliders - Min 15.00" Wide x 12.00" Tall  Free Swing Door		CFRG Sliders - Min 15.00" Wide x 12.00" Tall  Gas Spring Assist	
	Fixed Panel - Min 7.00" Wide x 12.00" Tall  Gas Spring Assist		Fixed Panel - Min 7.00" Wide x 12.00" Tall  Free Swing Door		CFRX Sliders - Min 15.00" Wide x 12.00" Tall  Free Swing Door	
	 Gas Spring Assist		 Free Swing Door		 Free Swing Door	
"CF" OPTIONS						
- LOCKING ADD-ONS - TAG OUT BRACKETS - BRUSHED ALUMINUM PANEL OPTION - DRY ERASE PANEL OPTION - PROTECTIVE FILM ON OUTER FRAME						
GEN 2 "UNFRAMED" FAMILY	CWTG Min 10.00" Wide x 6.00" Tall  Fixed Panel Gas Spring Assist		CWTX Min 10.00" Wide x 6.00" Tall  Fixed Panel Free Swing Door		CWBD Min 10.00" Wide x 6.00" Tall  Fixed Panel Damper Assist	
	CWBX Min 10.00" Wide x 6.00" Tall  Fixed Panel Free Swing Door		CWDX Min 12.00" Wide x 10.00" Tall  Fixed Panel Free Swing Doors			
	CWLX Min 6.00" Wide x 10.00" Tall  Fixed Panel Free Swing Door		CWRG Min 6.00" Wide x 10.00" Tall  Fixed Panel Gas Spring Assist		CWRX Min 6.00" Wide x 10.00" Tall  Fixed Panel Free Swing Door	
	 Fixed Panel Gas Spring Assist		 Fixed Panel Gas Spring Assist		 Fixed Panel Free Swing Door	
"CW" OPTIONS						
- LOCKING ADD-ONS - TAG OUT BRACKETS - BRUSHED ALUMINUM PANEL OPTION - DRY ERASE PANEL OPTION - PROTECTIVE FILM ON OUTER FRAME						
GEN 1 "LATCH" FAMILY	CUTF  Friction Hinges		CUTN Min 6.00" Wide x 4.00" Tall  User Supplies Hinge		CUBF  Friction Hinges	
	CUBN  User Supplies Hinge		CUCX Min 4.00" Wide Drawer  DRAWER		"CU" OPTIONS - LOCKING ADD-ONS - TAG OUT BRACKETS - BRUSHED ALUMINUM PANEL OPTION - DRY ERASE PANEL OPTION - PROTECTIVE FILM ON OUTER FRAME	
	CULF  Friction Hinges		CULN Min 4.00" Wide x 6.00" Tall  User Supplies Hinge			
CURF  Friction Hinges		CURN  User Supplies Hinge		NOTE: Weight Ratings are deliberately omitted from this sheet. Each manufacturer is responsible for establishing acceptable weight ratings for their own cabinet designs as used in conjunction with Life Defender Cabinet Faces in accordance with SAE standard J3058. Austin will be happy to assist in this development and can also provide a customized version of this order sheet that allows your weights to auto-populate as you create new parts using this sheet.		